

2U Series

Sealed Ultraminiature Toggle Switches



IP 67
ACCORDING TO
EN ISO 2011
IEC 60529:2017



SPECIFICATIONS

- MECHANICAL LIFE:** 40,000 make-and-break cycles.
- CONTACT RATING:** 0.4 VA max. @ 20 V AC or DC max.
- CONTACT RESISTANCE:** Below 100 mΩ typ. initial @ 2-4 V DC, 100 mA.
- INSULATION RESISTANCE:** 500 MΩ min.
- DIELECTRIC STRENGTH:** 500 Vrms min. @ sea level.
- OPERATING TEMPERATURE:** -30°C to 85°C

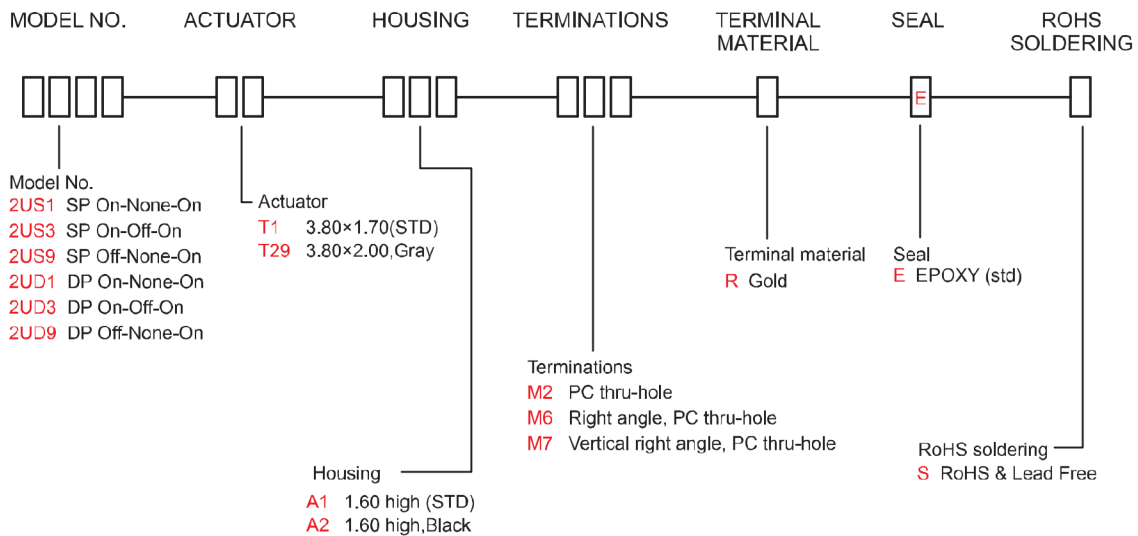
MATERIALS

- HOUSING AND BASE:** Glass filled nylon 6/6 or 4/6, flame retardant, heat stabilized (UL94V-0)
- ACTUATOR:** Glass filled nylon 6/6, flame retardant, heat stabilized (UL94V-0), with standard internal o-ring seal.
- SWITCH SUPPORT:** Steel, with Sn plated.
- CONTACT:** Phosphor bronze, Gold plated.
- TERMINALS:** Brass, Gold plated.



2U
Toggle Switches

HOW TO ORDER



NOTE: T29A2 type only for 2US1/2US3/2UD1/2UD3 function

2U Series

Sealed Ultraminiature Toggle Switches

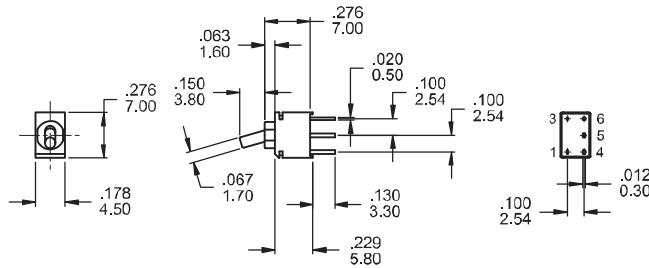
SWITCH FUNCTION

NO. POLES	MODEL NO.	SWITCH FUNCTION			CONNECTED TERMINALS / SCHEMATIC		
		POS.1	POS.2	POS.3	POS.1	POS.2	POS.3
SP	2US1	ON	NONE	ON	5-6	N/A	5-4
	2US3	ON	OFF	ON		OPEN	
	2US9	OFF	NONE	ON	OPEN	N/A	
DP	2UD1	ON	NONE	ON	2-3,5-6	N/A	2-1,5-4
	2UD3	ON	OFF	ON		OPEN	
	2UD9	OFF	NONE	ON	OPEN	N/A	

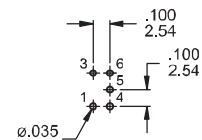
MOM=MENTORARY

POLE OPTIONS

M2



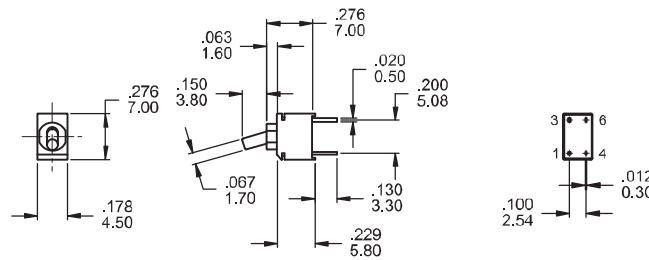
P.C. MOUNTING



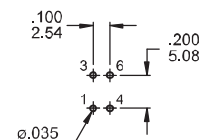
SPDT

Part No. Shown : 2US1T1A1M2RES

M2



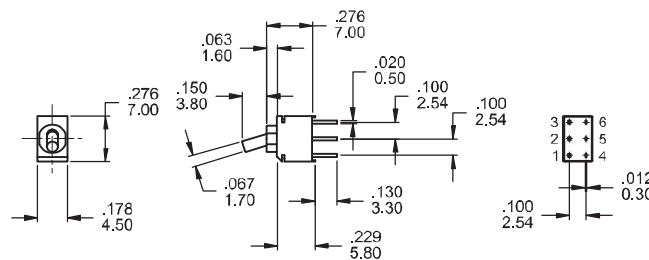
P.C. MOUNTING



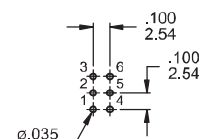
SPDT

Part No. Shown : 2US9T1A1M2RES

M2



P.C. MOUNTING



DPDT

Part No. Shown : 2UD1T1A1M2RES

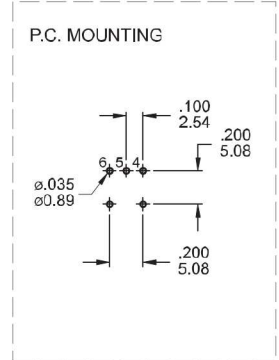
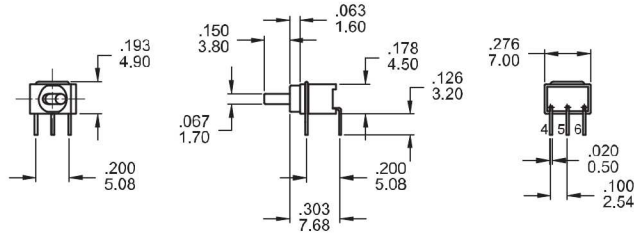
2U Series

Sealed Ultraminiature Toggle Switches



2U
Toggle Switches

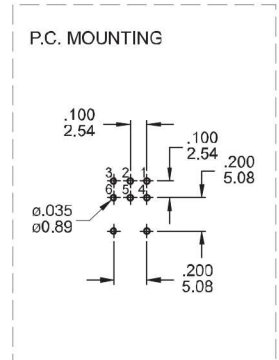
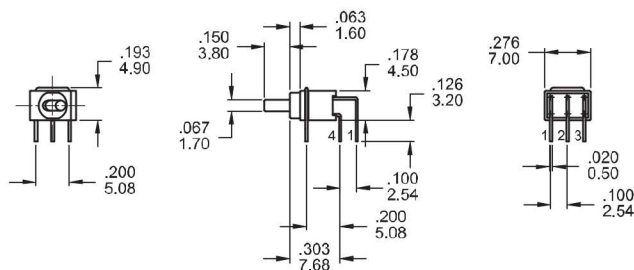
M6



SPDT

Part No. Shown : 2US1T1A1M6RES

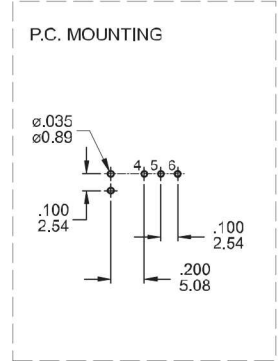
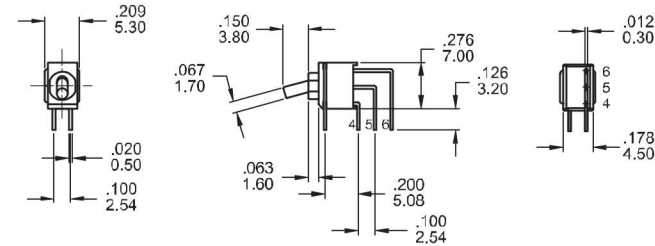
M6



DPDT

Part No. Shown : 2UD1T1A1M6RES

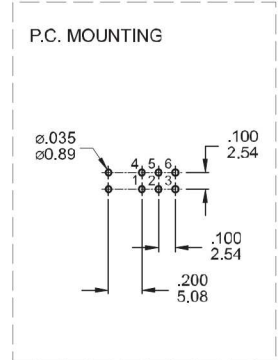
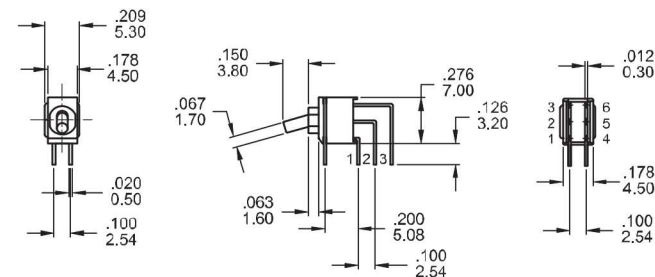
M7



SPDT

Part No. Shown : 2US1T1A1M7RES

M7



DPDT

Part No. Shown : 2UD1T1A1M7RES

2U Series

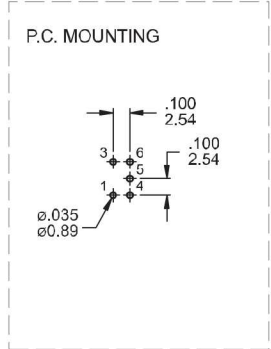
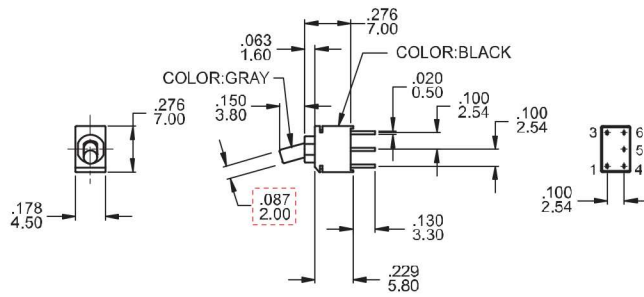
Sealed Ultraminiature Toggle Switches

* T29A2 type only for 2US1/2US3/2UD1/2UD3 function



2U
Toggle Switches

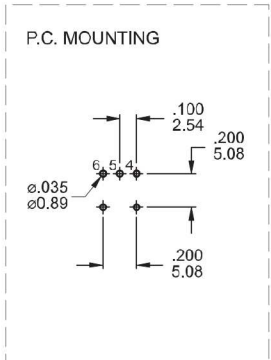
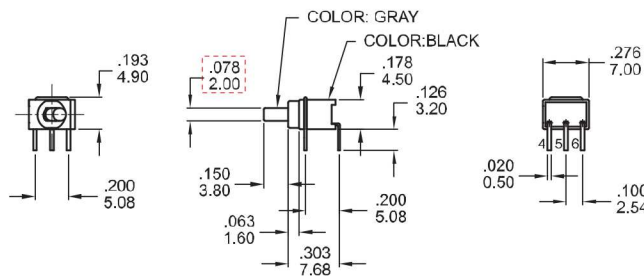
M2



SPDT

Part No. Shown : 2US1T29A2M2RES

M6



SPDT

Part No. Shown : 2US1T29A2M6RES

SOLDERING PROCESSES

WAVE SOLDERING:

Recommended Soldering Temperature: $270 \pm 5^\circ\text{C}$

Duration of Solder Immersion: Max 5 sec. (PCB is 1.6mm in thickness)